

Featuring Paradise Blooms by Kirsten Katz

Mimosa Quilt

Finished Size: 60" x 60" (1.52m x 1.52m)

Project designed by Jennifer McClanahan - Sweet Tea Pattern Co.

Purchase pattern at sweetteapatternco.com

Technique: Pieced | Skill Level: Advanced Beginner

Fabric Requirements

DESIGN	COLOR	ITEM ID	YARDAGE
(A) Playful Proteas	Apricot	PWKI001.APRICOT	¼ yard (0.23m)
(B) Flourishing Flora	Ruby	PWKI002.RUBY	¼ yard (0.23m)
(C) Wild Blooms	Silver	PWKI003.SILVER	¼ yard (0.23m)
(D) Rococo Garden	Blush	PWKI004.BLUSH	¼ yard (0.23m)
(E) Garden Trellis	Navy	PWKI005.NAVY*	¾ yard (0.69m)
(F) Cascading Proteas	Tangerine	PWKI008.TANGERINE	¼ yard (0.23m)
(G) Sugarbush Splendor	Garnet	PWKI009.GARNET	¼ yard (0.23m)
(H) Waratah Grandeur	Slate	PWKI010.SLATE	¼ yard (0.23m)
(I) Waratahs	Emerald	PWKI011.EMERALD	¼ yard (0.23m)
(J) Sun Blossoms	Copper	PWKI012.COPPER	¼ yard (0.23m)
(K) Diamond Opulence	Pink	PWKI013.PINK	¼ yard (0.23m)
(L) Wandering Wildflowers	Cherry	PWKI014.CHERRY	¼ yard (0.23m)
(M) Mini Wildflowers	Blueberry	PWKI015.BLUEBERRY	¼ yard (0.23m)
(N) Petite Petals	Olive	PWKI016.OLIVE	¼ yard (0.23m)
(O) Designer Essential Solid	Mistx	CSFSESS.MISTX	1 yard (0.91m)
(P) Designer Essential Solid	Natural	CSFSESS.NATUR	1 yard (0.91m)

* includes binding

Backing (Purchased Separately)

44" (1.12m) wide

Enchanted Paradise

Indigo

PWKI006.INDIGO

4 yards (3.66m)



(A)



(B)



(C)



(D)



(E)



(F)




(G)



(H)




(I)




(J)




(K)




(L)




(M)



(N)



(O)



(P)



Backing
44"

If kitting, refer to the final pattern for yardage amounts, it is recommended that a sample is made to confirm accuracy.