


*Free Spirit*



Featuring MulgaKongz by Mulga

# Office Party Quilt

Finished Size: 50" x 62" (1.27m x 1.57m)

Project designed by Lisa Alley - Bear Hug Quiltworks

Purchase pattern at [bearhugquiltworks.com](http://bearhugquiltworks.com)

Technique: Pieced | Skill Level: Advanced Beginner

[freespiritfabrics.com](http://freespiritfabrics.com)

## Fabric Requirements

DESIGN	COLOR	ITEM ID	YARDAGE
<b>(A) Bouncing Bananas</b>	Green	PWMU021.XGREEN	½ yard (0.46m)
<b>(B) Bucket Hat Bonanza</b>	Blue	PWMU022.XBLUE	½ yard (0.46m)
<b>(C) Sorbet Central</b>	Pink	PWMU023.XPINK	½ yard (0.46m)
<b>(D) Fantastic Flamingos</b>	Mint	PWMU024.XMINT	½ yard (0.46m)
<b>(E) Lively Leaves</b>	Multi	PWMU025.XMULTI*	⅝ yard (0.57m)
<b>(F) MulgaKongz Magicness</b>	Multi	PWMU026.XMULTI	⅝ yard (0.57m)
<b>(G) Tropical Vibes</b>	Multi	PWMU027.XMULTI	⅝ yard (0.57m)
<b>(H) Night Sky Palms</b>	Black	PWMU028.XBLACK	1⅛ yards (1.03m)
<b>(I) Seeds</b>	Aquamarine	PWCD012.XAQUAMARINE	2⅛ yards (1.94m)

\* includes binding

## Backing (Purchased Separately)

**44" (1.12m) wide**

Bucket Hat Bonanza

Blue


PWMU022.XBLUE

4 yards (3.66m)


**OR**

**108" (2.74m) wide**

2 yards (1.83m)



(A)



(B)




(C)




(D)




(E)



(F)



(G)



(H)



(I)



Backing  
44"

*If kitting, refer to the final pattern for yardage amounts, it is recommended that a sample is made to confirm accuracy.*