



Featuring Happy Blooms by Sue Penn

Stepping Stones Quilt

Finished Size: 65" x 82" (1.65m x 2.08m)

Project designed by Joanie Holton

To purchase pattern email: joanietmbydesign@gmail.com

Technique: Pieced | Skill Level: Advanced Beginner



Stepping Stones Quilt

Fabric Requirements

DESIGN	COLOR	ITEM ID	YARDAGE
(A) Blooms	MULTI	PWSP048.MULTI	2 yards (1.83m)
(B) Spotty	CRIMSON	PWSP050.CRIMSON*	2 yards (1.83m)
(C) Rings	MULTI	PWSP052.MULTI	$\frac{5}{8}$ yard (0.57m)
(D) Droplets	ROYAL	PWSP053.ROYAL	$\frac{3}{4}$ yard (0.69m)
(E) Pinwheels	MULTI	PWSP054.MULTI	$\frac{7}{8}$ yard (0.80m)

* includes binding

Backing (Purchased Separately)

44" (1.12m) wide

Rings MULTI PWSP052.MULTI $4\frac{3}{4}$ yards (4.34m)

OR


108" (2.74m) wide $2\frac{1}{2}$ yards (2.29m)



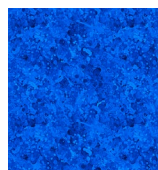
(A)



(B)




(C)



(D)



(E)



Backing
44"

*If kitting, refer to the final pattern for yardage amounts,
it is recommended that a sample is made to confirm accuracy.*