

Featuring Winterberry by Martha Negley

## Sweet Pea Quilt

Finished Size: 60" x 60" (1.52m x 1.52m)

Project designed by Bonnie Osnes - Lake Girl Quilts

Purchase pattern at [lakegirlquilts.com](http://lakegirlquilts.com)

Technique: Pieced | Skill Level: Advanced Beginner

## Fabric Requirements

DESIGN	COLOR	ITEM ID	YARDAGE
(A) Holly Berry	CRIMSON	PWMN035.CRIMSON	¼ yard (0.23m)
(B) Holly Berry	GREEN	PWMN035.GREEN	¼ yard (0.23m)
(C) Holly Berry	RED	PWMN035.RED	⅜ yard (0.34m)
(D) Boxwood	DARKGREEN	PWMN036.DARKGREEN	⅜ yard (0.34m)
(E) Boxwood	GREEN	PWMN036.GREEN	⅜ yard (0.34m)
(F) Holly	DARKGREEN	PWMN037.DARKGREEN	⅜ yard (0.34m)
(G) Holly	NATURAL	PWMN037.NATURAL	⅜ yard (0.34m)
(H) Winter Floral	NATURAL	PWMN038.NATURAL	¼ yard (0.23m)
(I) Ribbon	RED	PWMN039.RED*	¾ yard (0.69m)
(J) Winterberry	RED	PWMN040.RED	⅜ yard (0.34m)
(K) Poinsettia	NATURAL	PWMN041.NATURAL	¼ yard (0.23m)
(L) Seeds	LIME	PWCD012.XLIME	2 yards (1.83m)
(M) Designer Essential Solid	YELLOW	CSFSESS.YELLO	⅛ yard (0.11m)

\* includes binding

## Backing (Purchased Separately)

**44" (1.12m) wide**

Poinsettia

NATURAL

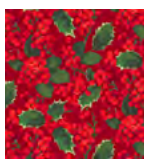
PWMN041.NATURAL

4 yards (3.66m)


**OR**

**108" (2.74m) wide**


2 yards (1.83m)




(A)




(B)




(C)



(D)



(E)



(F)




(G)




(H)



(I)



(J)




(K)



(L)



(M)



Backing  
44"

*If kitting, refer to the final pattern for yardage amounts, it is recommended that a sample is made to confirm accuracy.*