



Featuring Pretty Creepy by Cori Dantini

Walden Quilt

Finished Size: 65" x 82" (1.65m x 2.08m)

Project designed by Lisa Alley - Bear Hug Quiltworks

Purchase pattern at bearhugquiltworks.com

Technique: Pieced | Skill Level: Advanced Beginner



Walden Quilt

Fabric Requirements

DESIGN	COLOR	ITEM ID	YARDAGE
(A) Scatter Skull	White	PWCD058.XWHITE	5/8 yard (0.57m)
(B) Pumpkin Patch	Navy	PWCD059.XNAVY	5/8 yard (0.57m)
(C) Just Batty Large	Orange	PWCD062.XORANGE	1 3/8 yards (1.26m)
(D) In the Pumpkin Patch	Panel	PWCD063.XPANEL	1 Panel
(E) Witches Are Out	Navy	PWCD064.XNAVY	1 3/8 yards (1.26m)
(F) Floral Secrets	Black	PWCD065.XBLACK	3/4 yard (0.69m)
(G) Beautiful Bones	Orange	PWCD068.XORANGE	5/8 yard (0.57m)
(H) Captured	Black	PWCD069.XBLACK*	2 1/2 yards (2.29m)

* includes binding

Backing (Purchased Separately)

44" (1.12m) wide

No Bones About It

Olive

PWCD066.XOLIVE

5 yards (4.57m)

OR

108" (2.74m) wide

2 yards (1.83m)



(A)




(B)



(C)




(D)



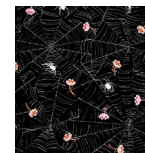
(E)



(F)



(G)



(H)



Backing
44"

*If kitting, refer to the final pattern for yardage amounts,
it is recommended that a sample is made to confirm accuracy.*