



Featuring Pretty Creepy by Cori Dantini

## Windchime Quilt

Finished Size: 42" x 54" (1.07m x 1.37m)

Project designed by Lisa Alley - Bear Hug Quiltworks

Purchase pattern at [bearhugquiltworks.com](http://bearhugquiltworks.com)

Technique: Pieced | Skill Level: Advanced Beginner



# Windchime Quilt

## Fabric Requirements

DESIGN	COLOR	ITEM ID	YARDAGE
(A) Scatter Skull	White	PWCD058.XWHITE	1/8 yard (0.11m)
(B) Pretty Creepy	Black	PWCD060.XBLACK	2 yards (1.83m)
(C) Just Batty	Green	PWCD061.XGREEN	1/8 yard (0.11m)
(D) Just Batty Large	Orange	PWCD062.XORANGE	1/8 yard (0.11m)
(E) Floral Secrets	Black	PWCD065.XBLACK	1/8 yard (0.11m)
(F) No Bones About It	Olive	PWCD066.XOLIVE	1/8 yard (0.11m)
(G) Dress Up	Pink	PWCD067.XPINK	1/8 yard (0.11m)
(H) Captured	Black	PWCD069.XBLACK*	1 5/8 yards (1.49m)

\* includes binding


## Backing (Purchased Separately)

**44" (1.12m) wide**

Beautiful Bones	Orange	PWCD068.XORANGE	2 yards (1.83m)
<b>OR</b>			
<b>108" (2.74m) wide</b>			1 1/2 yards (1.37m)



(A)



(B)



(C)




(D)




(E)



(F)



(G)



(H)



Backing  
44"

*If kitting, refer to the final pattern for yardage amounts, it is recommended that a sample is made to confirm accuracy.*